

# 7

Mel and Laura's

# SEVERAL FABULOUS THINGS YOU CAN MAKE FOR VALENTINE'S DAY



## Valentine's Day Thumbprint Cards

Remember the fun of exchanging cute (and, well, corny!) valentines in elementary school? Yes, times have changed, but not as much as you might think. Kids still love to swap valentines, and here are some easy-to-print

### What you'll need

- **card stock** (white or lightly colored)
- **a stamp pad**
- **thumbs**
- **crayons, markers, paint, or glitter** (optional)

### What you do

1. **Select the card** you'd like to print out from the following pages of this PDF.
2. **Print** the pages of card designs onto card stock.
3. **Cut out card.s**
4. **Decide** where thumbprint should go in picture
5. **Press thumb** on stamp pad and then on card to make thumbprint
7. **Add a personal note and additional decoration** using markers or paint or glitter, if you'd like.


Photo and card designs by Melyssa Holik



You're bear-y special!




You lift my spirits.




I think you're egg-ceptional!

Will you bee mine?

You're one in a million!



Happy Valentine's Day!



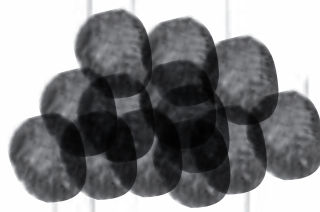
I pick you.



You're doggone wonderful!



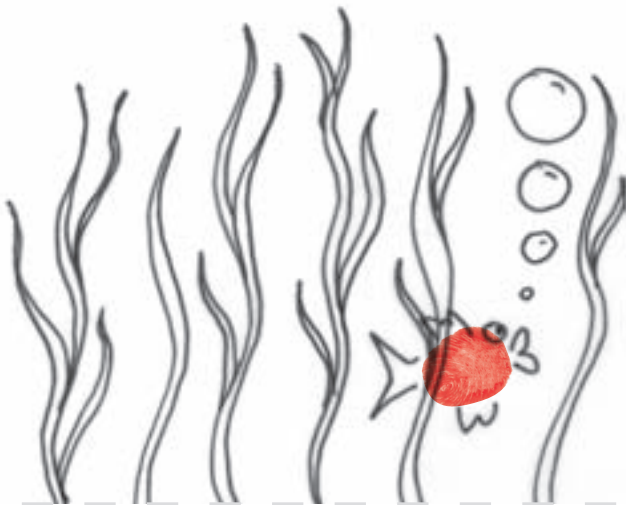
You're a hoot!



You brighten the rainiest of days.



Of all the fish in the sea,  
you're the one for me!



I'm nuts about you!

